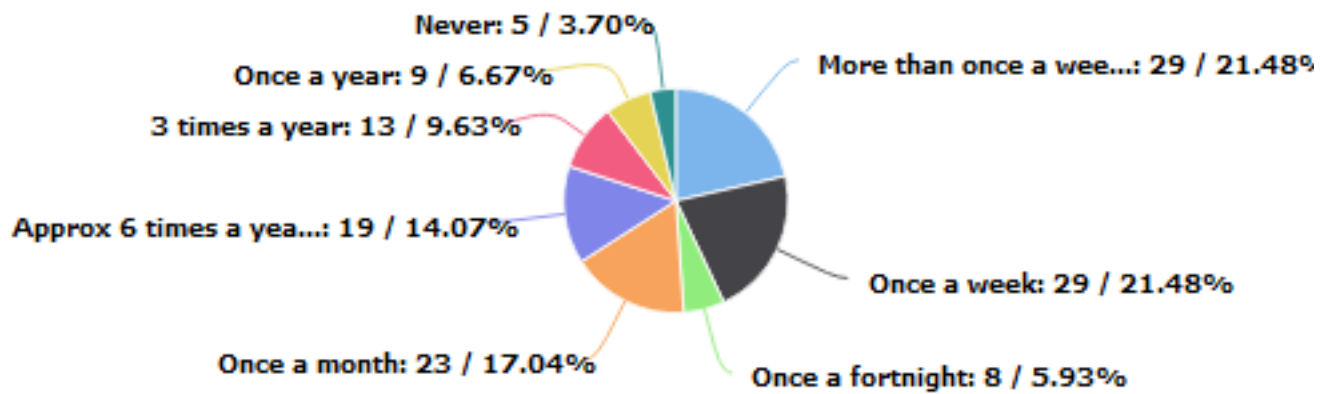


Response Total 135

Page 1

1. How often do you visit the Community Centre?

Answered 135, Skipped 0, Response Total 135

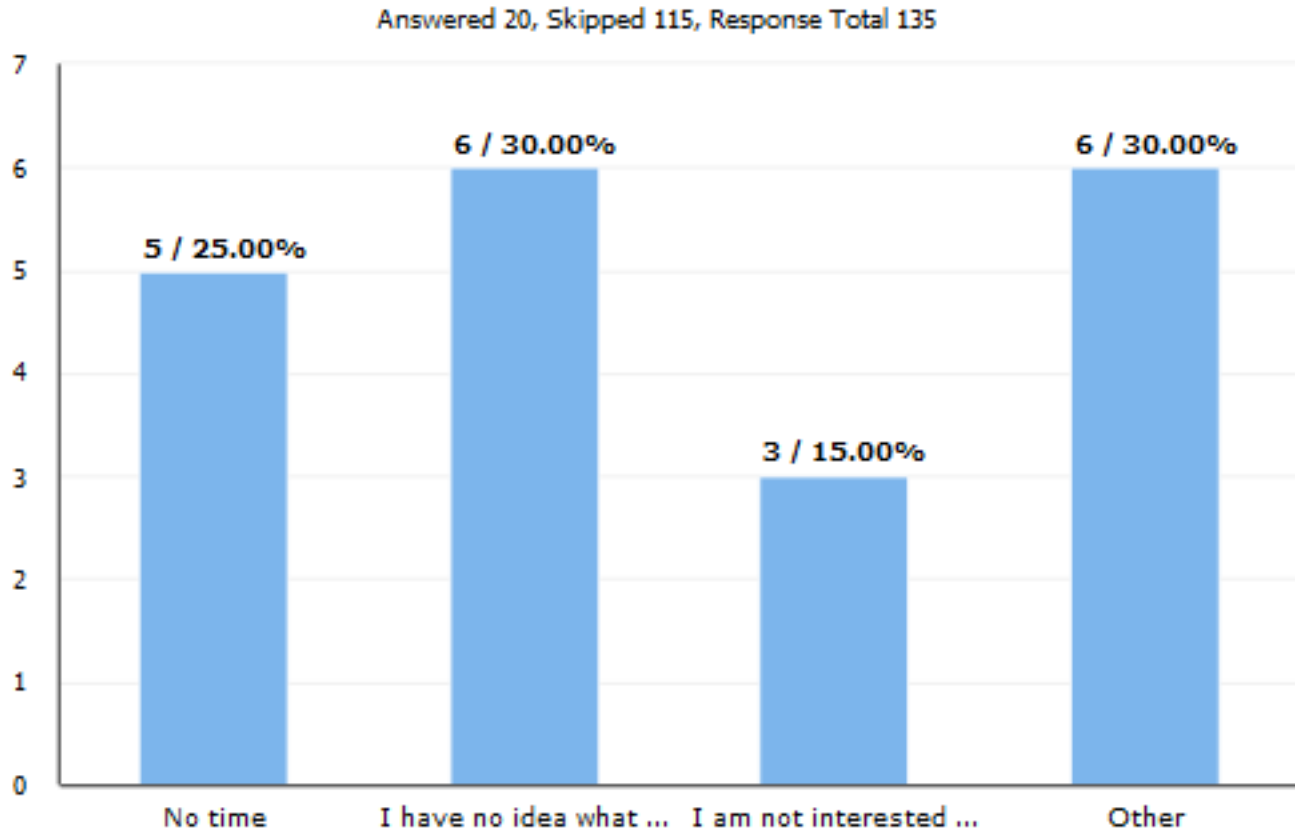


Answered 135,  
Skipped 0,  
Response Total 135

Answer Choice	Selections	% All Question Responses	% All Survey Responses
More than once a week	29	21.48%	21.48%
Once a week	29	21.48%	21.48%
Once a fortnight	8	5.93%	5.93%
Once a month	23	17.04%	17.04%

Approx 6 times a year	19	14.07%	14.07%
3 times a year	13	9.63%	9.63%
Once a year	9	6.67%	6.67%
Never	5	3.70%	3.70%

2. If never, why not?



Answered 20,  
Skipped 115,  
Response Total 135

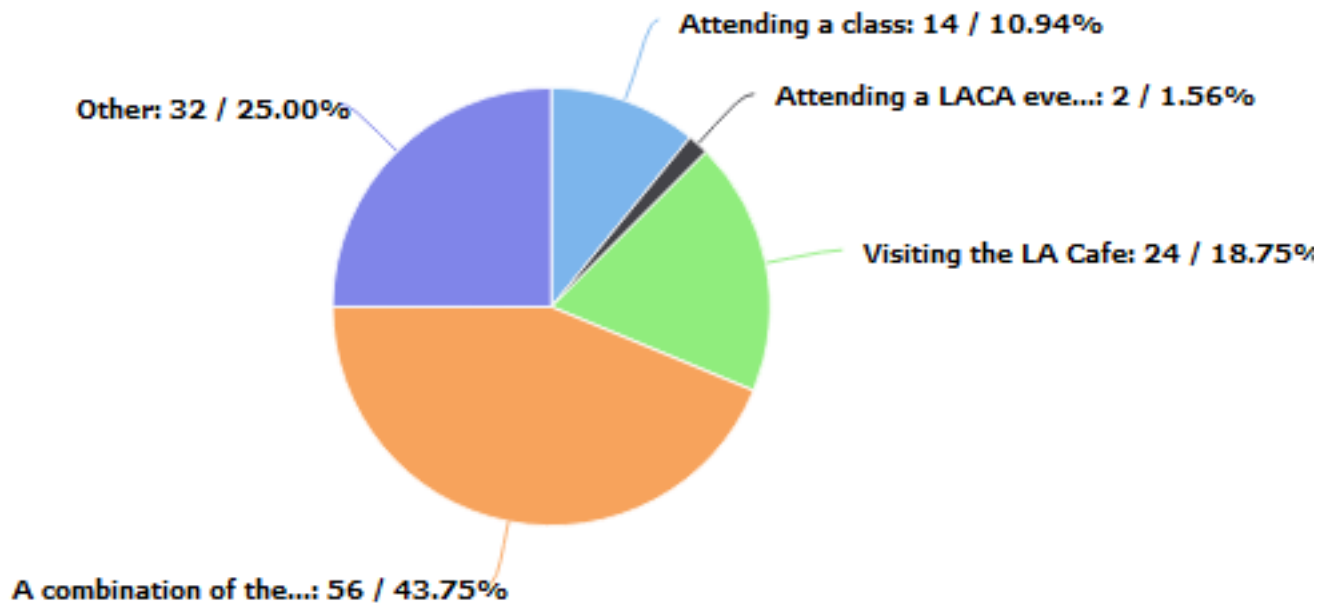
Answer Choice	Selections	% All Question Responses	% All Survey Responses
No time	5	25.00%	3.70%
I have no idea what goes on there	6	30.00%	4.44%

I am not interested in any of the activities	3	15.00%	2.22%
Other	6	30.00%	4.44%

3. If never, would anything entice you to visit the Centre?

4. If you do visit the Community Centre, what do you visit for?

Answered 128, Skipped 7, Response Total 135

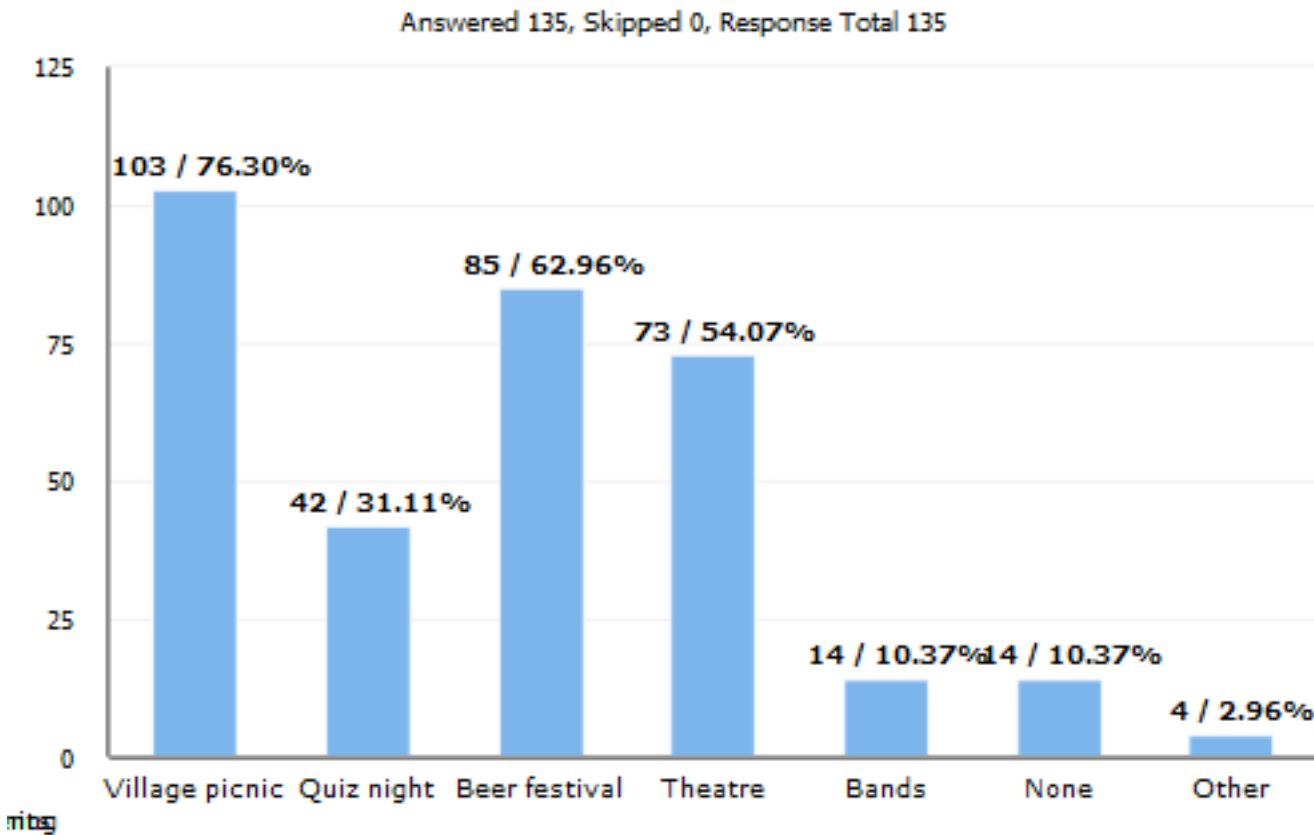


Answered 128,  
Skipped 7,  
Response Total 135

Answer Choice	Selections	% All Question Responses	% All Survey Responses
Attending a class	14	10.94%	10.37%
Attending a LACA event	2	1.56%	1.48%
Visiting the LA Cafe	24	18.75%	17.78%

A combination of these	56	43.75%	41.48%
Other	32	25.00%	23.70%

5. Which of these events that take place to raise money for the enhancement of the Centre and Recreation Ground are you aware of? (Tick any that apply)

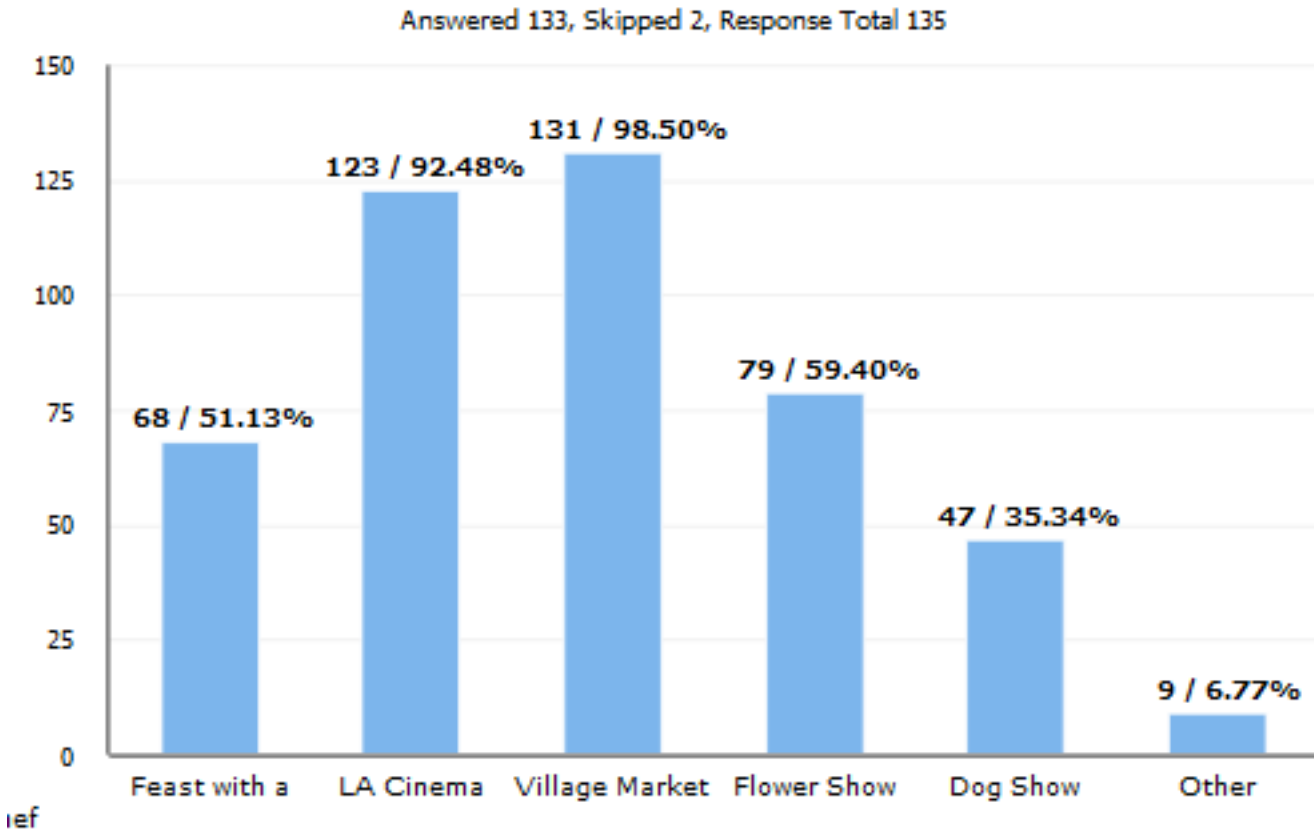


Answered 135,  
Skipped 0,  
Response Total 135

Answer Choice	Selections	% All Question Responses	% All Survey Responses
Village picnic	103	76.30%	76.30%
Quiz night	42	31.11%	31.11%
Beer festival	85	62.96%	62.96%
Theatre events	73	54.07%	54.07%

Bands evening	14	10.37%	10.37%
None	14	10.37%	10.37%
Other	4	2.96%	2.96%

6. Are you aware of any of these other events that take place at the Community Centre? (Tick any that apply)



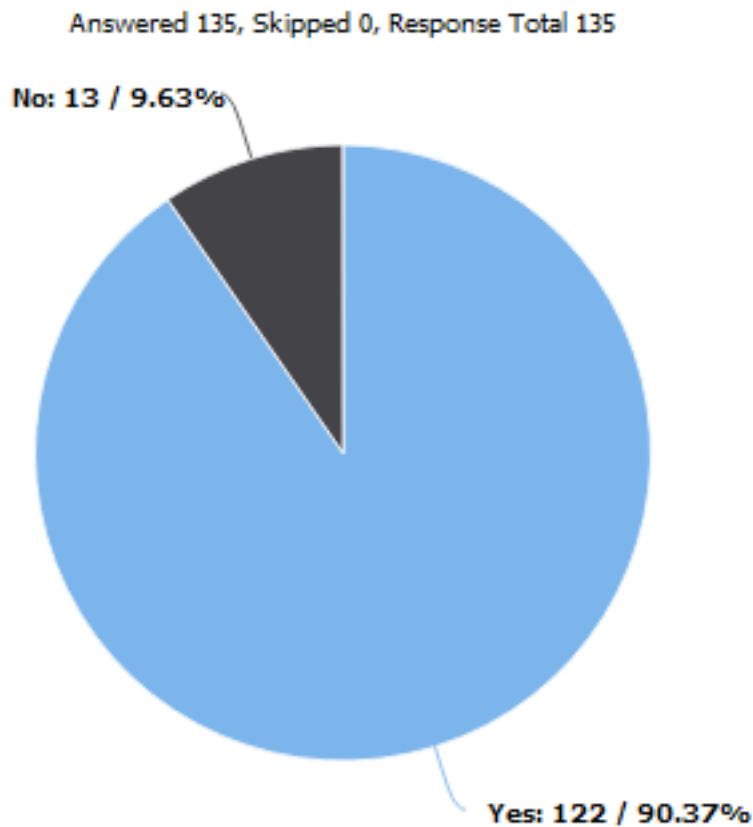
Answered 133,  
Skipped 2,  
Response Total 135

Answer Choice	Selections	% All Question Responses	% All Survey Responses
Feast with a Chef	68	51.13%	50.37%
LA Cinema	123	92.48%	91.11%
Village Market	131	98.50%	97.04%

Flower Show	79	59.40%	58.52%
Dog Show	47	35.34%	34.81%
Other	9	6.77%	6.67%

7. What other events would you like to see running at the Community Centre if any?

8. Are you aware that facilities can be booked for parties, meetings, weddings and many other events?

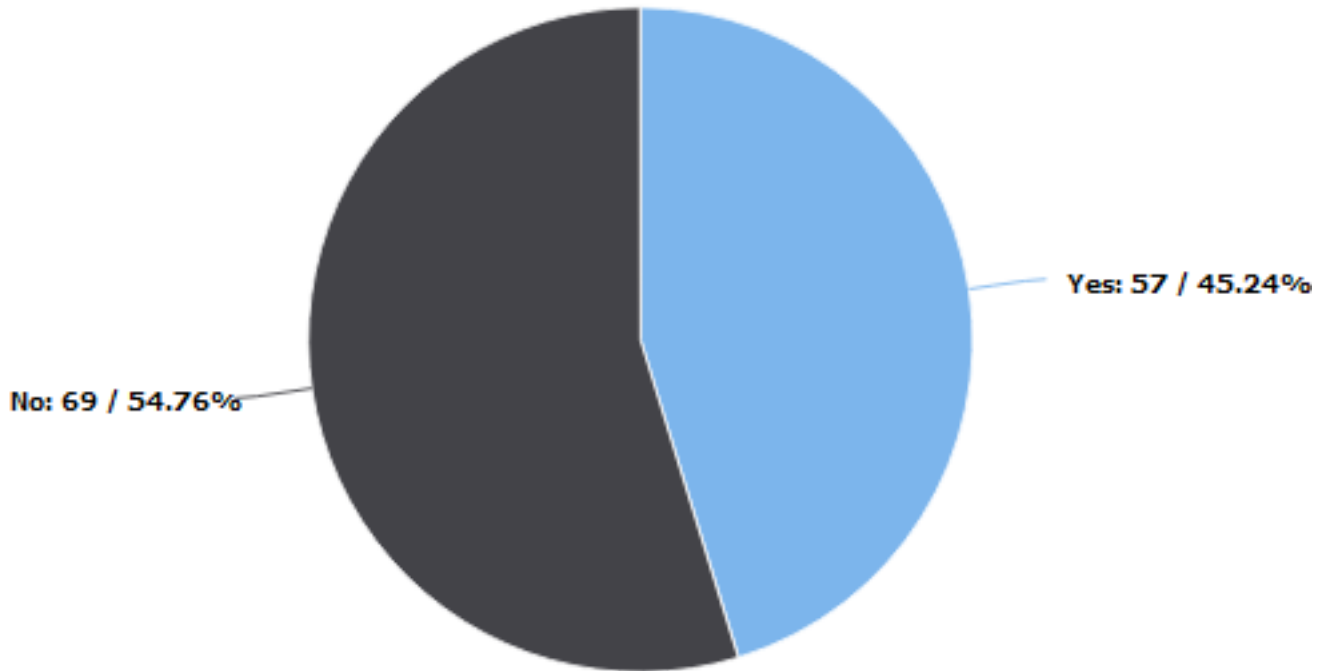


Answered 135,  
Skipped 0,  
Response Total 135

Answer Choice	Selections	% All Question Responses	% All Survey Responses
Yes	122	90.37%	90.37%
No	13	9.63%	9.63%

9. If yes, have you ever booked facilities yourself?

Answered 126, Skipped 9, Response Total 135

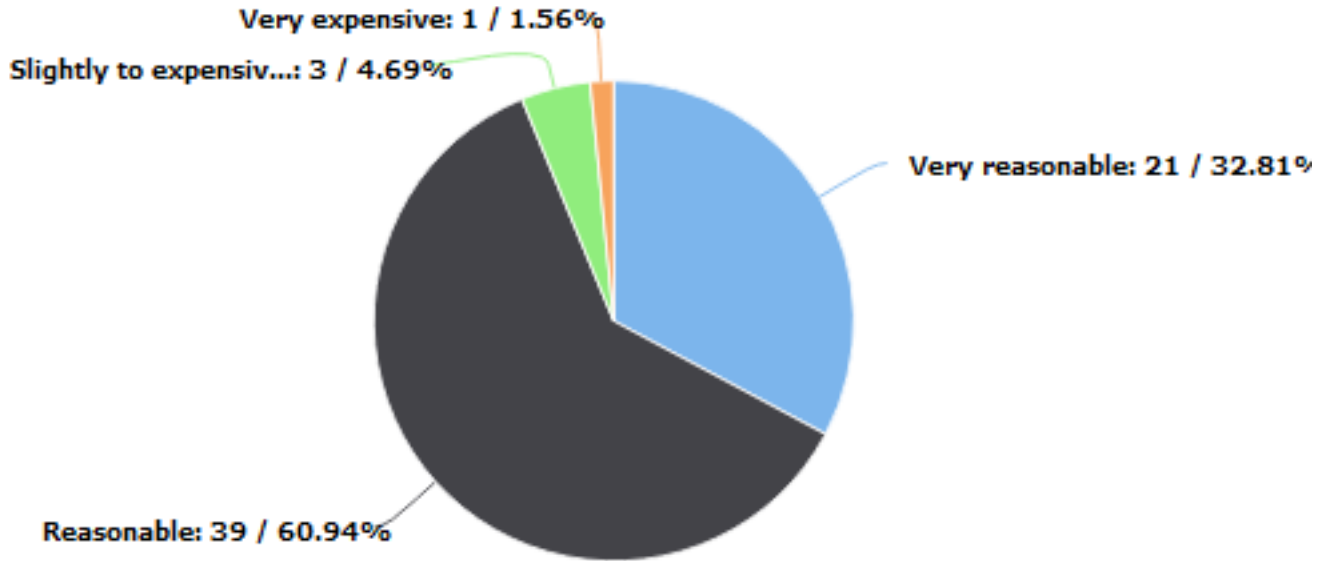


Answered 126,  
Skipped 9,  
Response Total 135

Answer Choice	Selections	% All Question Responses	% All Survey Responses
Yes	57	45.24%	42.22%
No	69	54.76%	51.11%

10. If you have booked facilities before, do you think the prices charged for hall hire are:

Answered 64, Skipped 71, Response Total 135



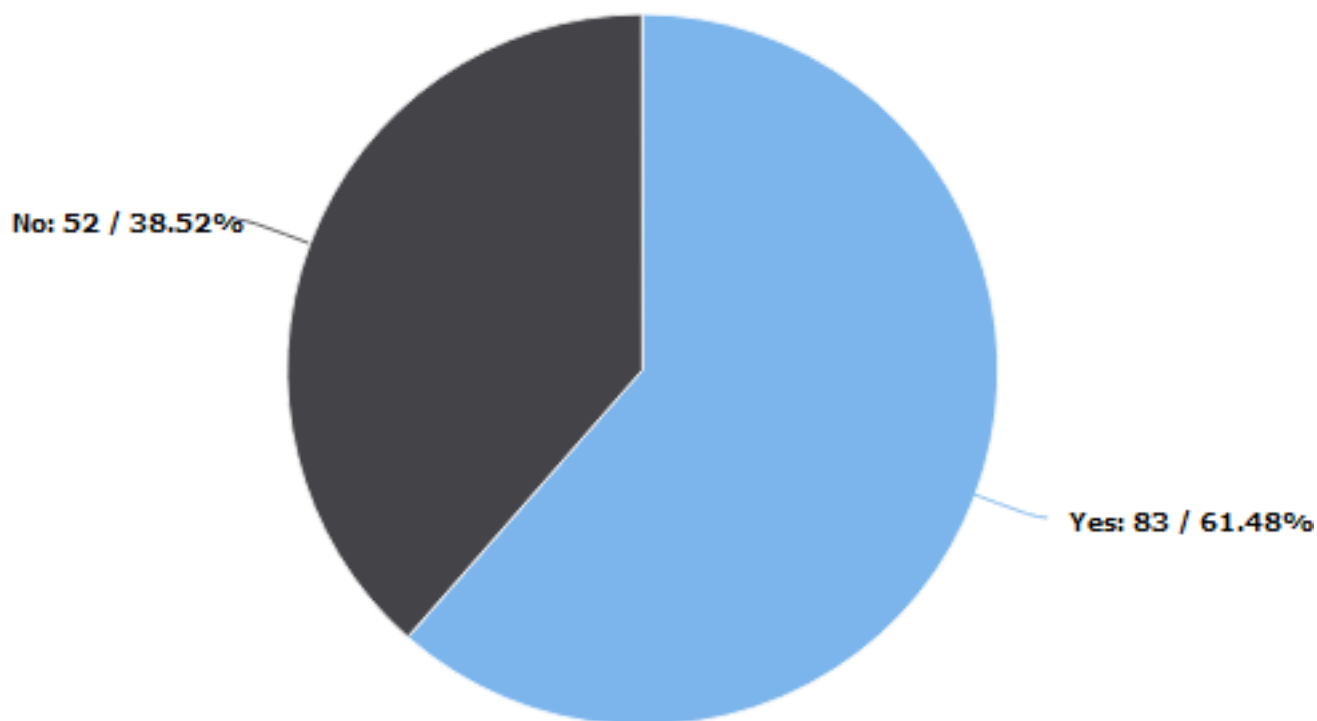
Answered 64,  
Skipped 71,  
Response Total 135

Answer Choice	Selections	% All Question Responses	% All Survey Responses
Very reasonable	21	32.81%	15.56%
Reasonable	39	60.94%	28.89%
Slightly to expensive	3	4.69%	2.22%
Very expensive	1	1.56%	0.74%

11. Are you aware that the centre has a bar licence?



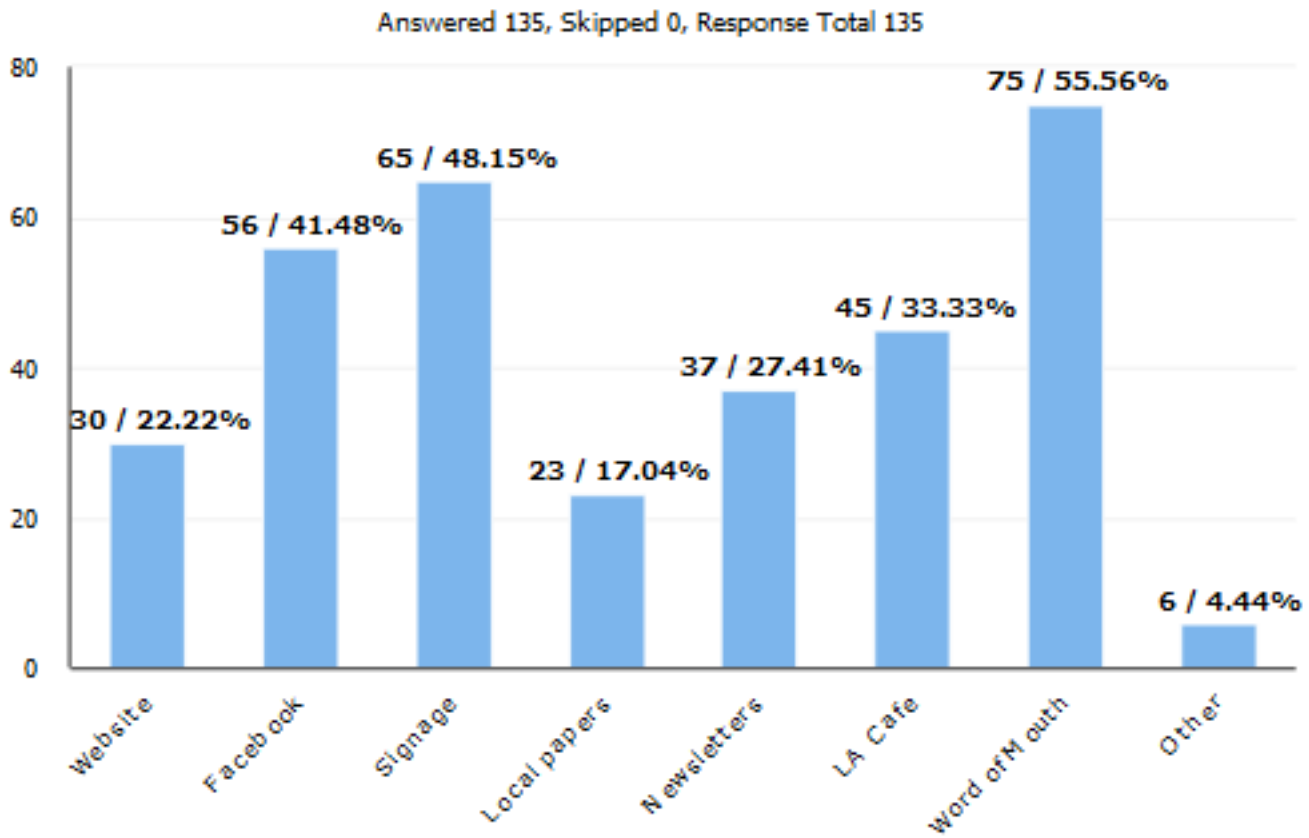
Answered 135, Skipped 0, Response Total 135



Answered 135,  
Skipped 0,  
Response Total 135

Answer Choice	Selections	% All Question Responses	% All Survey Responses
Yes	83	61.48%	61.48%
No	52	38.52%	38.52%

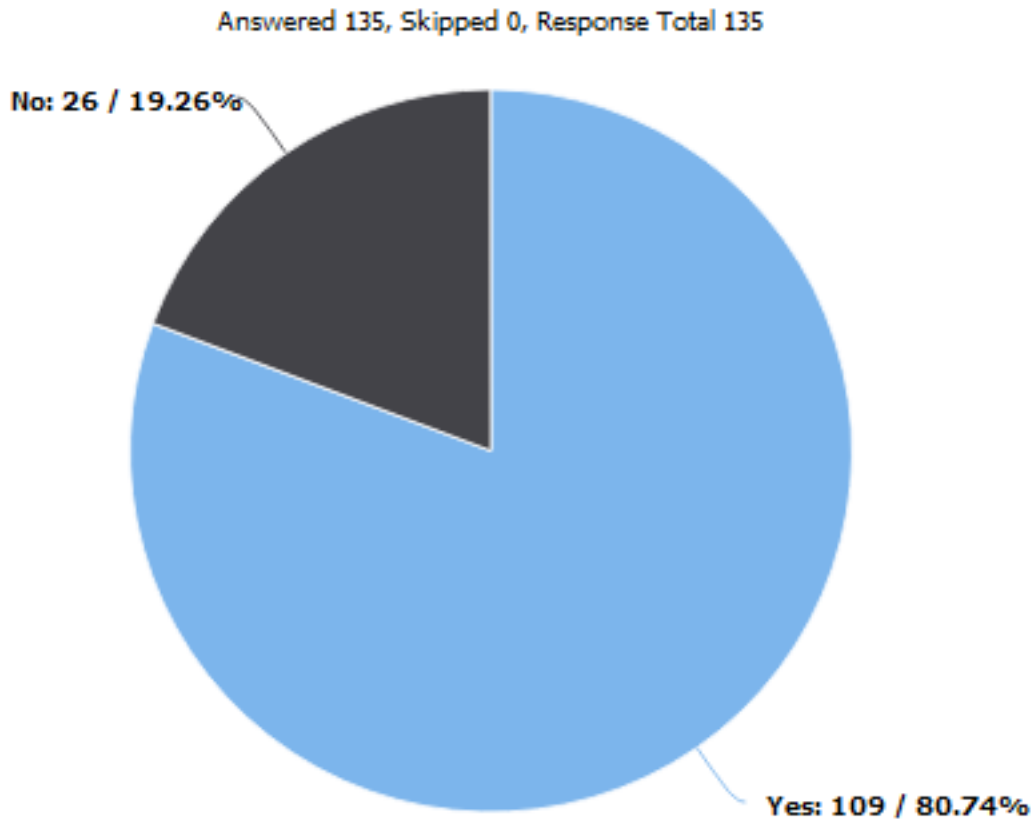
12. How do you find out about what is going on at the Community Centre? (Tick any that apply)



Answered 135,  
Skipped 0,  
Response Total 135

Answer Choice	Selections	% All Question Responses	% All Survey Responses
Website	30	22.22%	22.22%
Facebook	56	41.48%	41.48%
Signage	65	48.15%	48.15%
Local papers	23	17.04%	17.04%
Newsletters	37	27.41%	27.41%
LA Cafe	45	33.33%	33.33%
Word of Mouth	75	55.56%	55.56%
Other	6	4.44%	4.44%

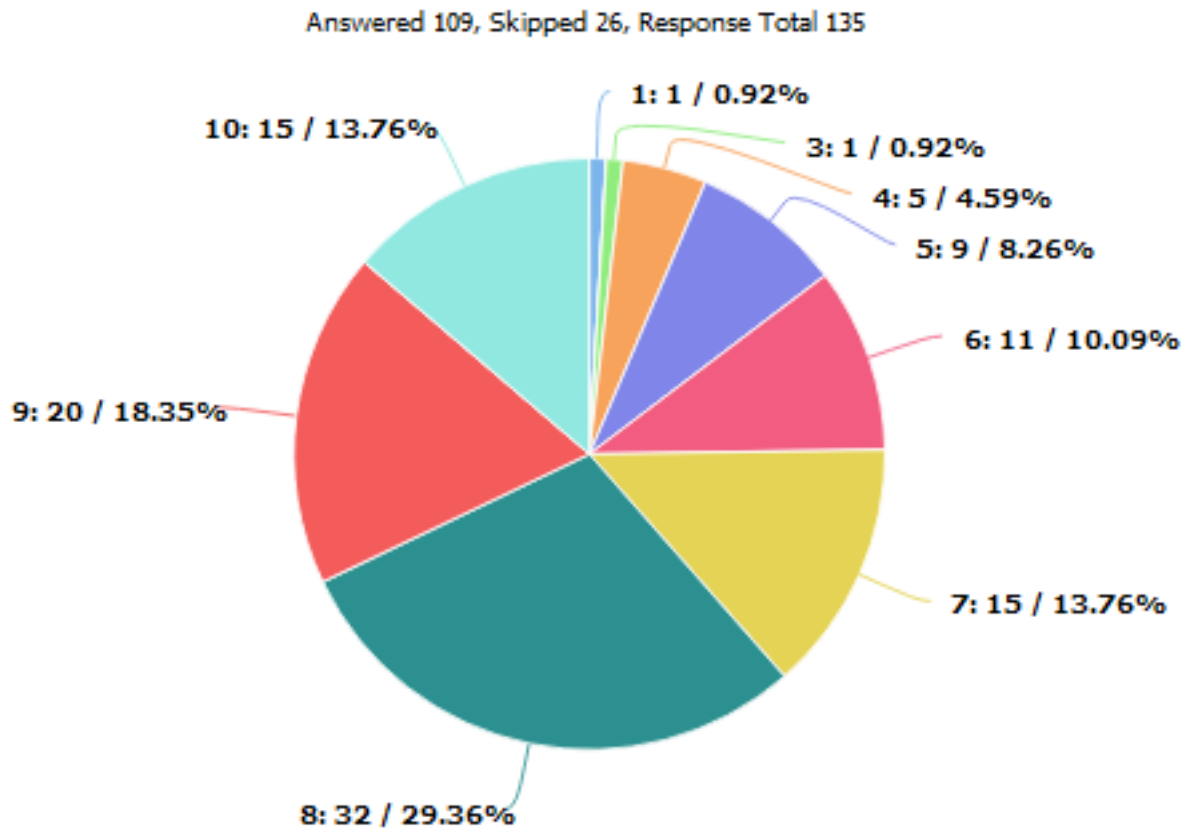
13. Have you ever visited LA Café either on a weekday morning or on a Saturday alongside the village market?



Answered 135,  
Skipped 0,  
Response Total 135

Answer Choice	Selections	% All Question Responses	% All Survey Responses
Yes	109	80.74%	80.74%
No	26	19.26%	19.26%

14. If yes, how would you rate the cafe on a scale of 1-10 (1 being poor, 10 being excellent)?

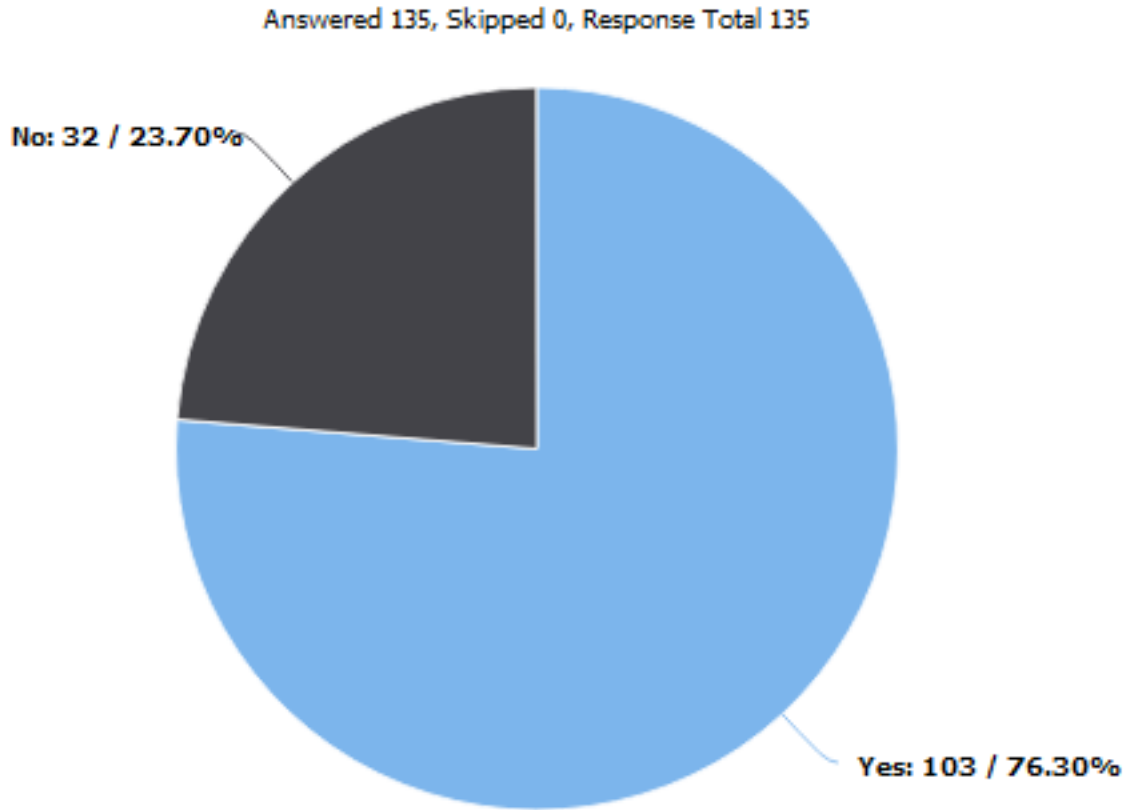


Answered 109,  
Skipped 26,  
Response Total 135

Answer Choice	Selections	% All Question Responses	% All Survey Responses
1	1	0.92%	0.74%
2			
3	1	0.92%	0.74%
4	5	4.59%	3.70%
5	9	8.26%	6.67%
6	11	10.09%	8.15%
7	15	13.76%	11.11%
8	32	29.36%	23.70%
9	20	18.35%	14.81%

10	15	13.76%	11.11%
----	----	--------	--------

15. Are you aware that various activity groups such as the Friday Friendship Group, a variety of baby and toddler groups and Knit and Natter take place at LA Café?

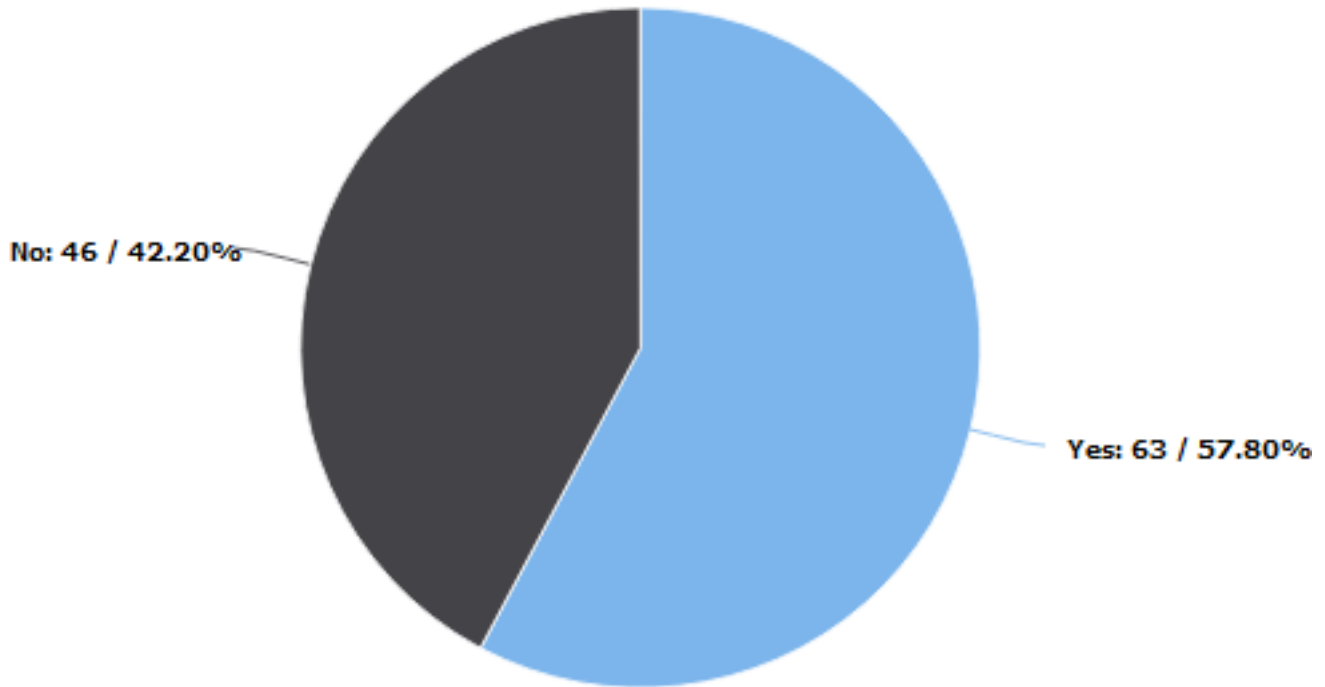


Answered 135,  
Skipped 0,  
Response Total 135

Answer Choice	Selections	% All Question Responses	% All Survey Responses
Yes	103	76.30%	76.30%
No	32	23.70%	23.70%

16. Would anything encourage you to use the Community Centre more at the weekend?

Answered 109, Skipped 26, Response Total 135

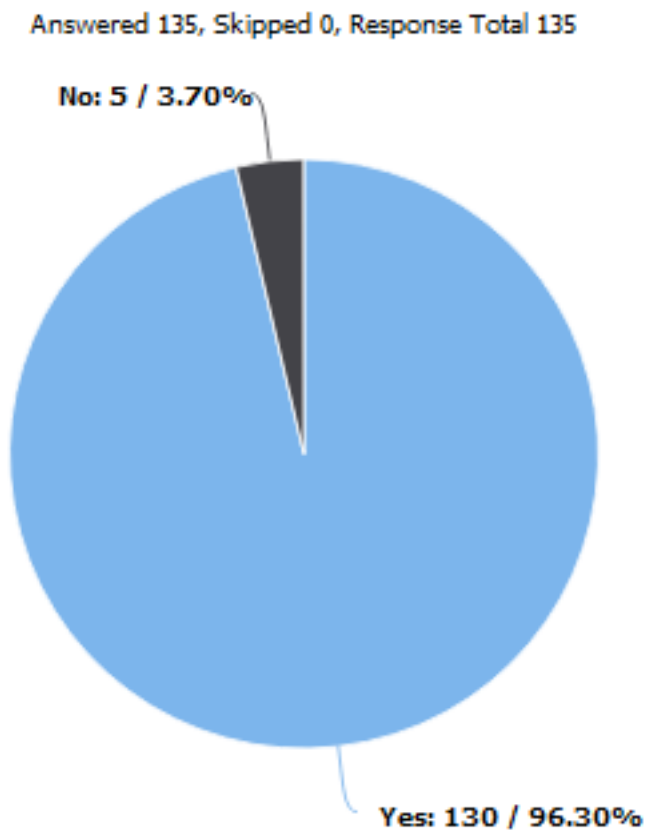


Answered 109,  
Skipped 26,  
Response Total 135

Answer Choice	Selections	% All Question Responses	% All Survey Responses
Yes	63	57.80%	46.67%
No	46	42.20%	34.07%

17. If Yes, please provide further information

18. Do you think the Community Centre and Recreation Ground offer good value for money generally?

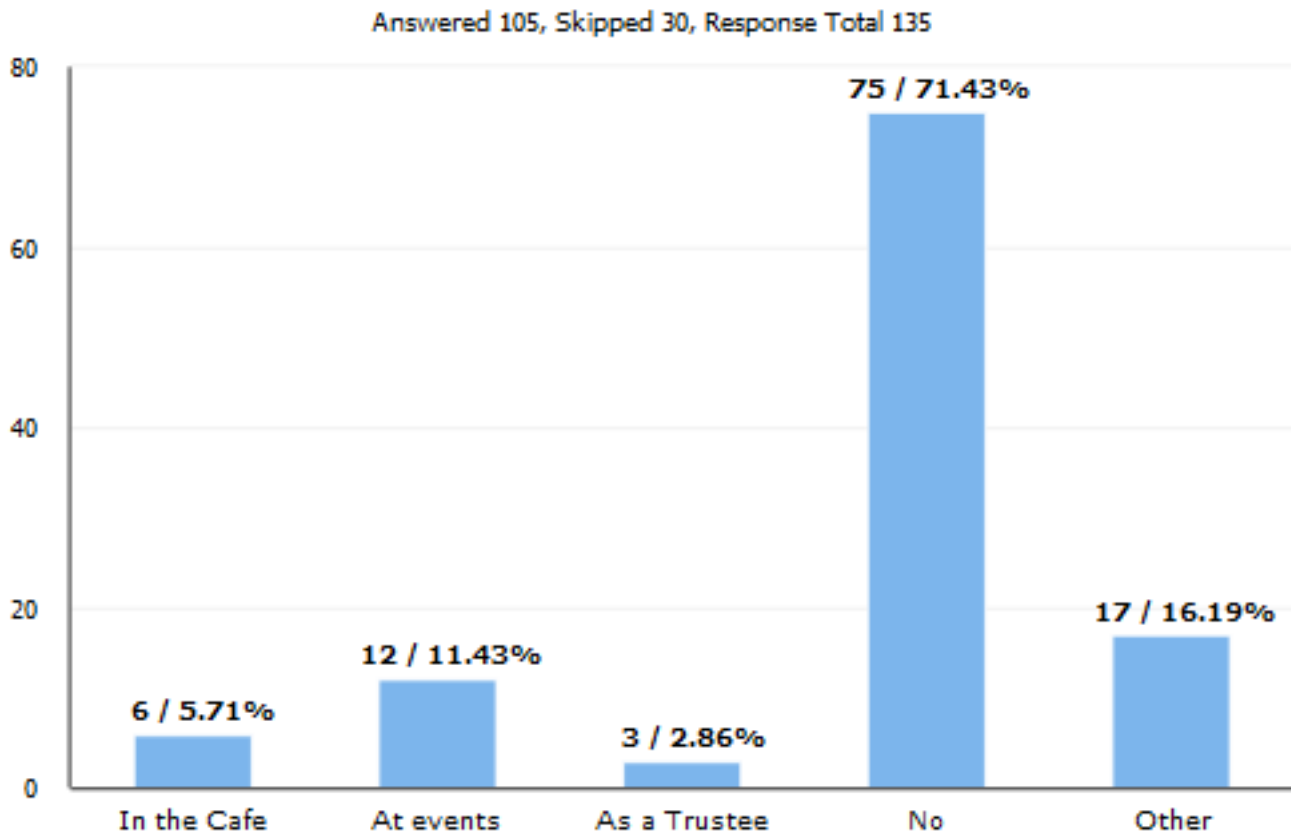


Answered 135,  
Skipped 0,  
Response Total 135

Answer Choice	Selections	% All Question Responses	% All Survey Responses
Yes	130	96.30%	96.30%
No	5	3.70%	3.70%

19. Please provide further information if you wish

20. Would you be interested in volunteering to support LACA activities? (Tick all that apply)



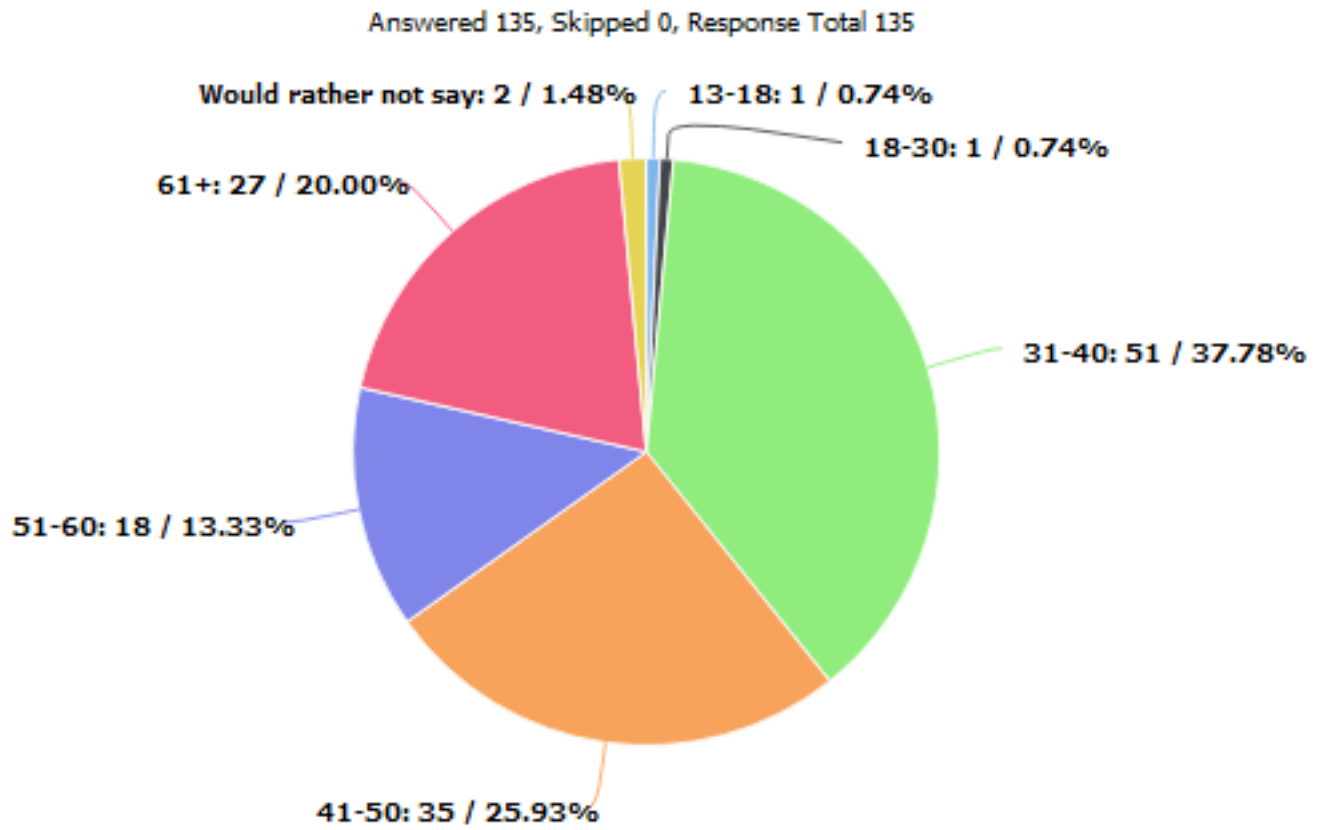
Answered 105,  
Skipped 30,  
Response Total 135

Answer Choice	Selections	% All Question Responses	% All Survey Responses
In the Cafe	6	5.71%	4.44%
At events	12	11.43%	8.89%
As a Trustee	3	2.86%	2.22%
No	75	71.43%	55.56%
Other	17	16.19%	12.59%

21. If you have any other comments/suggestions please let us know here:

22. What age category do you fall into? (please tick)





Answered 135,  
Skipped 0,  
Response Total 135

Answer Choice	Selections	% All Question Responses	% All Survey Responses
13-18	1	0.74%	0.74%
18-30	1	0.74%	0.74%
31-40	51	37.78%	37.78%
41-50	35	25.93%	25.93%
51-60	18	13.33%	13.33%
61+	27	20.00%	20.00%
Would rather not say	2	1.48%	1.48%

23. If you have ticked the volunteer box or if you would like to be entered into the free prize draw, please leave your name and contact phone number or email here:

24. If you would you like to be added to our mailing list for events please enter your email address below